


Screw Anchors

R-LX

• Concrete Screw Anchor



Optimised tip design

Hexagonal head with integral washer

Range of embedment depths

Special grip feature under washer


Unique, patented threadform

Robust primary thread for deep undercut

Secondary guidance thread

R-LX Concrete Screw Anchor

Self-tapping concrete screwbolt



Approvals and Reports

- Pending



Installation movie

Product overview

Features and benefits

- Time-efficient installation through streamlined procedure - simply drill and drive
- Completely removable
- Special zinc flake corrosion-resistant coating
- Unique design with patented threadform ensures high performance for relatively small hole diameter
- Integral washer ensures a neat overall appearance
- Non-expansion functioning ensures low risk of damage to base material and makes R-HLX ideal for installation near edges and adjacent anchors
- Performance data at two embedment depths (reduced embedment to avoid contact with reinforcement)

Applications

- Through-fixing
- Temporary anchorages
- Formwork supports
- Balustrading & handrails
- Fencing & gates
- Racking systems
- Public seating
- Scaffolding

Base materials

Suitable for use in:

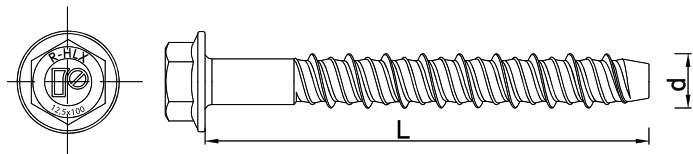
- Concrete
- Solid brick
- Solid concrete block
- Aerated concrete block
- High density natural stone

Installation guide



1. Drill a hole of required diameter and depth
2. Clear the hole of drilling dust and debris (using blowpump or equivalent method)
3. Insert anchor through fixture and screw into hole, until installation depth is reached and fixture is secure. Recommended installation torque may be used as a guideline (for use in concrete)

Product information



Size	Product Code	Drill	Anchor		Fixture		
			Diameter	Length	Max. thickness		Hole diameter
			d	L	$t_{fix,r}$	$t_{fix,s}$	d_f
			[mm]	[mm]	[mm]	[mm]	[mm]
Ø5	R-LX-5X50-HF-ZF	5	6,3	50	25	10	7
	R-LX-5X75-HF-ZF	5	6,3	75	55	35	7
Ø6	R-LX-6X50-HF-ZF	6	7,5	50	25	10	9
	R-LX-6X75-HF-ZF	6	7,5	75	55	25	9
	R-LX-6X100-HF-ZF	6	7,5	100	60	45	9
	R-LX-6X130-HF-ZF	6	7,5	130			9
	R-LX-6X150-HF-ZF	6	7,5	150			9
Ø8	R-LX-8X60-HF-ZF	8	10	60			12
	R-LX-8X75-HF-ZF	8	10	75	25	5	12
	R-LX-8X90-HF-ZF	8	10	90	45	25	12
	R-LX-8X100-HF-ZF	8	10	100			12
	R-LX-8X130-HF-ZF	8	10	130			12
	R-LX-8X150-HF-ZF	8	10	150			12
Ø10	R-LX-10X65-HF-ZF	10	12,5	65	10	-	14
	R-LX-10X75-HF-ZF	10	12,5	75			14
	R-LX-10X85-HF-ZF	10	12,5	85	30	-	14
	R-LX-10X100-HF-ZF	10	12,5	100	45	15	14
	R-LX-10X120-HF-ZF	10	12,5	120			14
	R-LX-10X140-HF-ZF	10	12,5	140			14
	R-LX-10X160-HF-ZF	10	12,5	160			14
Ø14	R-LX-14X80-HF-ZF	14	17	80			18
	R-LX-14X105-HF-ZF	14	17	105	5	-	18
	R-LX-14X115-HF-ZF	14	17	115			18
	R-LX-14X135-HF-ZF	14	17	135	60	15	18

Product Commercial Data

Size	Product Code	Anchor	Quantity [pcs]
		Length [mm]	Box
Ø5	R-LX-5X50-HF-ZF	50	100
	R-LX-5X75-HF-ZF	75	100
Ø6	R-LX-6X50-HF-ZF	50	100
	R-LX-6X75-HF-ZF	75	100
	R-LX-6X100-HF-ZF	100	50
	R-LX-6X130-HF-ZF	130	50
	R-LX-6X150-HF-ZF	150	50
Ø8	R-LX-8X60-HF-ZF	60	50
	R-LX-8X75-HF-ZF	75	50
	R-LX-8X90-HF-ZF	90	50
	R-LX-8X100-HF-ZF	100	50
	R-LX-8X130-HF-ZF	130	50
	R-LX-8X150-HF-ZF	150	50

Product Commercial Data

Size	Product Code	Anchor	Quantity [pcs]
		Length [mm]	Box
Ø10	R-LX-10X65-HF-ZF	65	50
	R-LX-10X75-HF-ZF	75	50
	R-LX-10X85-HF-ZF	85	50
	R-LX-10X100-HF-ZF	100	50
	R-LX-10X120-HF-ZF	120	50
	R-LX-10X140-HF-ZF	140	50
	R-LX-10X160-HF-ZF	160	50
Ø14	R-LX-14X80-HF-ZF	80	50
	R-LX-14X105-HF-ZF	105	50
	R-LX-14X115-HF-ZF	115	50
	R-LX-14X135-HF-ZF	135	50

Accessories

Tension Tester
Wedge Anchor Setting Tools

